


iGrow 800 Digital Integrated Sensor Module - DISM

The iGrow 800 Digital Integrated Sensor Modules (DISM) measures temperature, humidity, CO2 and light.

It comes with a 16-foot cable, and a 100ft 18awg Junction Box connector.

It is recommended that the sensor is hung in a central location within the greenhouse facility. Ideally, you will want to hang the module near the crop level, near to the center of the controlled environment to get accurate readings. You may want to keep the module away from irrigation emitters, unit heaters and any other type of equipment that may affect the accuracy of the sensor.

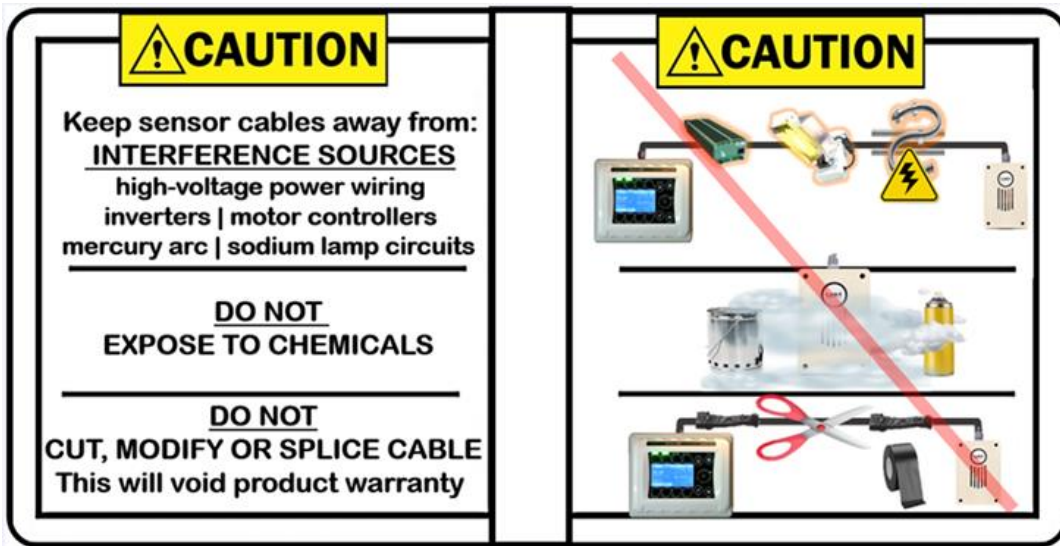


Here is a video on installing and mapping the sensor to the controller.

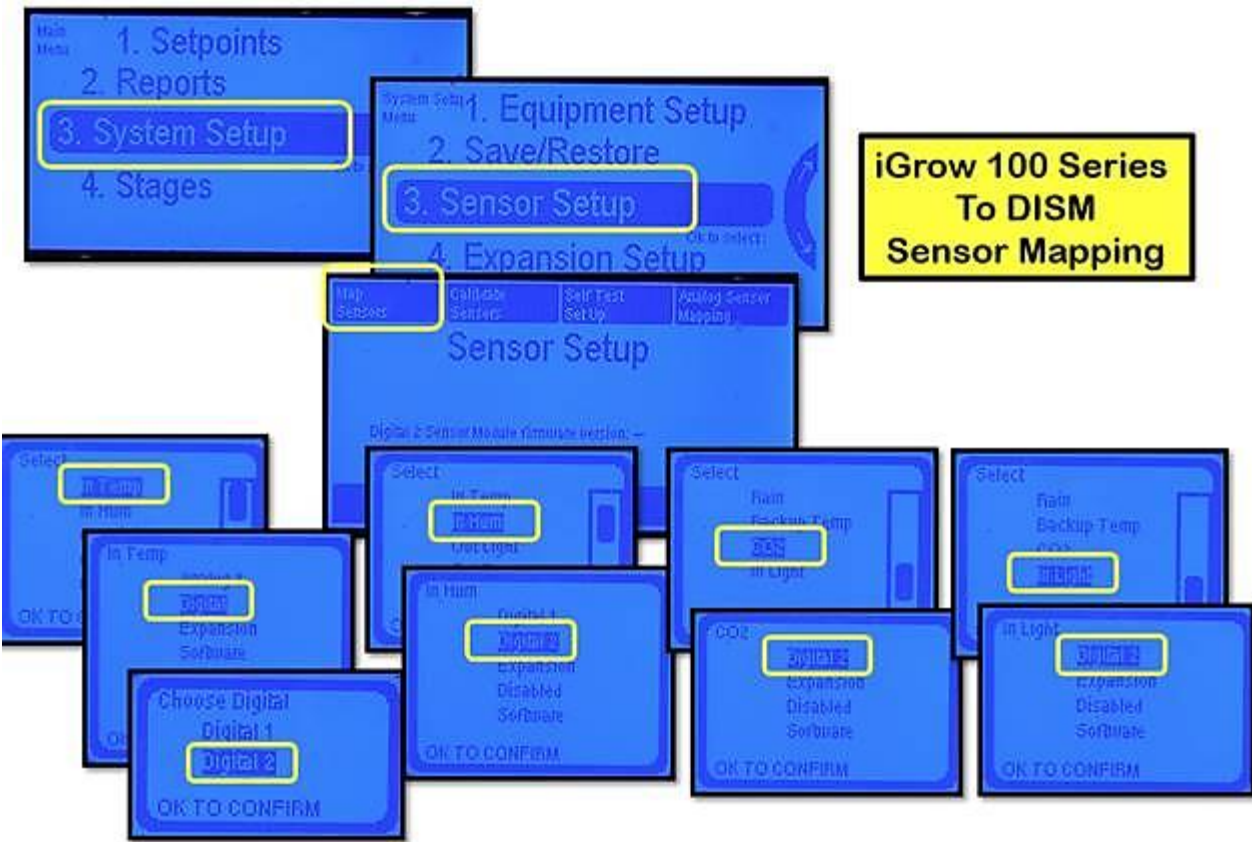
Installing the DISM Digital Integrated Sensor Module on the iGrow 800 Controller.

<https://www.youtube.com/watch?v=GfmoFGw9GwM>

When installing your Sensor we recommend the following:



We recommend powering down the iGrow 800 controller prior to installation.



If you have any questions, please call our support at 714-975-9474, or simply email us at support@link4controls.com